



**Free Questions for QV12BA by dumpshq**

**Shared by England on 24-05-2024**

**For More Free Questions and Preparation Resources**

**Check the Links on Last Page**

## Question 1

---

**Question Type:** MultipleChoice

---

Which three options can be used to change the background on a bar chart? (Select three )

### Options:

---

A- Color

B- Image

C- Multicolored

D- Dynamic Image

E- Persistent Colors

### Answer:

---

A, B, C

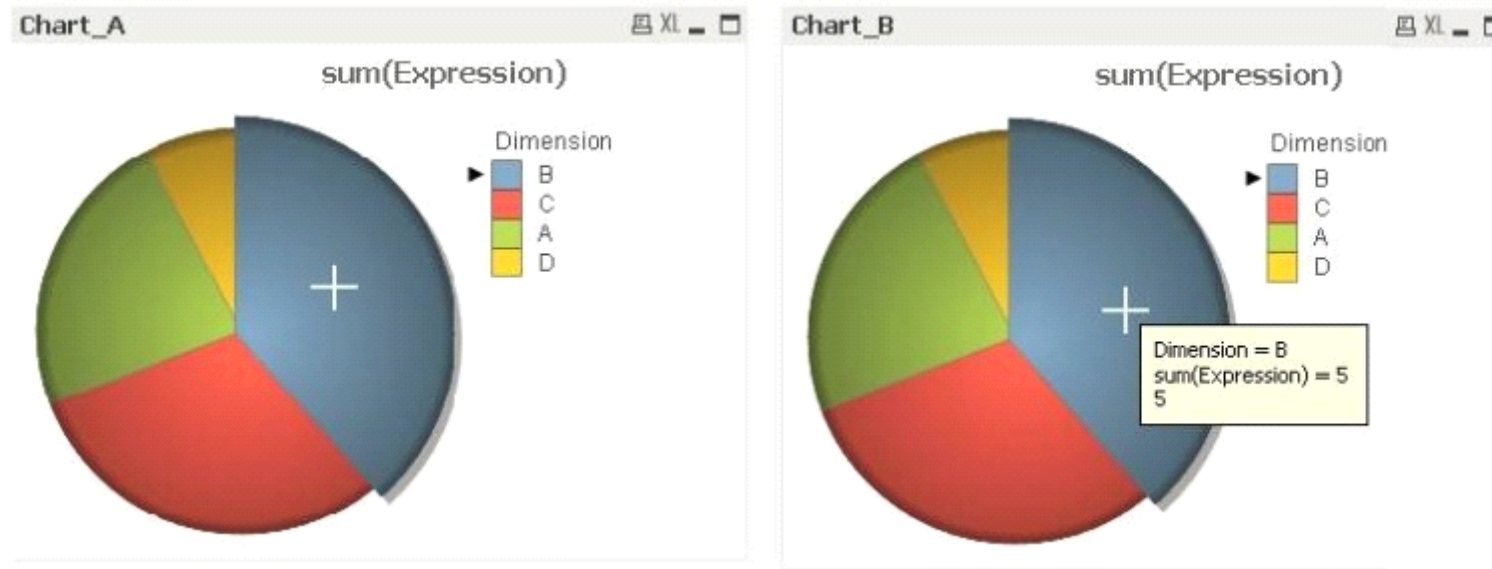
## Question 2

---

**Question Type:** MultipleChoice

---

Refer to the exhibits.



A business analyst needs to modify Chart\_A so that it looks like Chart\_B when users hover a mouse over it.

Which two actions should the business analyst take to meet this requirement? (Select two.)

**Options:**

---

**A-** In the Dimensions tab, check Show All Values

**B-** In the Expressions tab, check Text as Pop-up

- C-** In the Presentation tab, check Pop-up Labels
- D-** In the Expressions tab, check Values on Data Points
- E-** In the Presentation tab, check Show Numbers in Legend

**Answer:**

---

C, D

## Question 3

---

**Question Type: MultipleChoice**

---

A business analyst needs to visualize the sales of products by product category, product sub-category, and product name. The analyst would like to see the relative sales by product hierarchy without using a drill-down dimension.

Which chart type should the analyst use?

**Options:**

---

- A-** Grid chart
- B-** Block chart

C- Combo chart

D- Radar chart

**Answer:**

---

A

## Question 4

---

**Question Type: MultipleChoice**

---

An Invoices table has a DaysOverdue field A chart is required to analyze overdue invoices in 30 day intervals Which function should a business analyst use to meet this requirement?

**Options:**

---

A- Aggr (DaysOverdue,30)

B- Class(DaysOverdue, 30)

C- GroupBy(DaysOverdue,30)

D- IntervalMatch(DaysOverdue,30)

**Answer:**

---

B

## Question 5

---

**Question Type:** MultipleChoice

---

Which is the most appropriate object to display a picture and launch an external task?

**Options:**

---

A- Text object

B- Image object

C- Container object

D- Extension object

**Answer:**

---

D

## Question 6

---

**Question Type:** MultipleChoice

---

A customer needs to measure sales by assigned sales representative

All previous and current sales representative assignments must be included so that sales representatives receive credit for sales activities on both previous and current sales.

Which type of dimension is described by the sales representative assigned to the client?

### Options:

---

- A- Composite dimension
- B- Slowly changing dimension
- C- Historical lookup dimension
- D- Interval matching dimension

### Answer:

---

C

## Question 7

---

Question Type: MultipleChoice

---

Refer to the exhibit.

Order Line	Order Header	Sales Rep
OrderLineID	OrderID	SalesRepID
OrderID	SalesRepID	First Name
LineNo	CustomerID	Last Name
ProductID	Order Date	Address
Sales		Title
		OfficeID

Shipment	Customer
ShipmentID	CustomerID
OrderID	Full Name
OrderLineNo	Address
Shipment Date	
ShipperID	

A data architect loads the tables into OlikView without making any modifications. What can the data architect detect in the table viewer after the load process?



**Options:**

---

- A- One circular reference
- B- Two circular references
- C- One circular reference and one synthetic key
- D- Two circular references and one synthetic key

**Answer:**

---

B

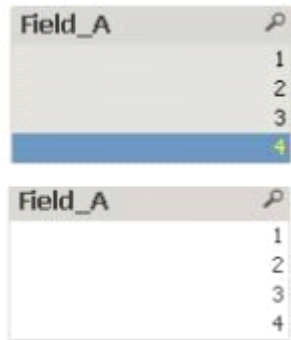
## Question 8

---

**Question Type:** MultipleChoice

---

Refer to the exhibits.



A business analyst creates a button to change the list box on the top into the list box on the bottom

Which actions are configured to make the changes?

**Options:**

---

- A- Clear Field then Unlock Field
- B- Unlock Field, then Clear Field
- C- Clear Field then Dynamic Update
- D- Dynamic Update then Clear Field

**Answer:**

---

B

## Question 9

---

### Question Type: MultipleChoice

---

A business analyst creates a document with sales data for different regions, products, and salespeople. The analyst needs to create an object that will show the percentage of the total sales when one or more values are selected.

Which two objects can the analyst use to meet these requirements? (Select two.)

#### Options:

---

- A- Text box
- B- Table box
- C- Gauge chart
- D- Mekko chart
- E- Statistics box

#### Answer:

---

A, B

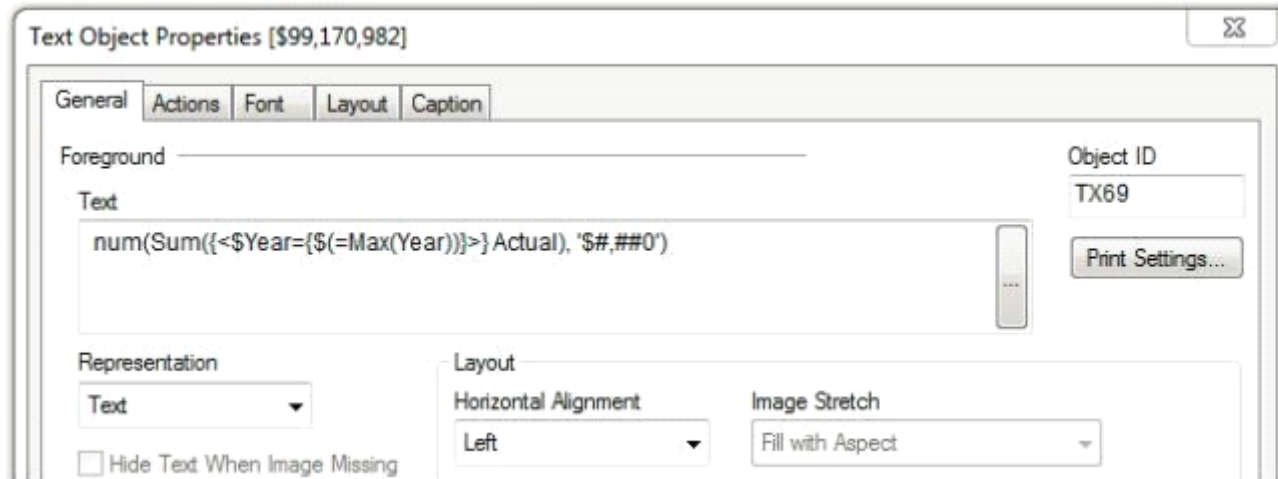
## Question 10

---

Question Type: MultipleChoice

---

Refer to the exhibit



A business analyst needs to present the actual sales of the current year in a KPI on a dashboard. The expression in the Text field is NOT working

Which two changes will correct the expression? (Select two )

Options:

---

- A- Remove the \$ sign before Year
- B- Remove the \$ sign between {and (
- C- Add single quotes around the whole expression
- D- Change Representation from Text to Expression
- E- Add a = sign at the beginning of the expression

**Answer:**

---

A, B

**To Get Premium Files for QV12BA Visit**

**<https://www.p2pexams.com/products/qv12ba>**

**For More Free Questions Visit**

**<https://www.p2pexams.com/qlik/pdf/qv12ba>**

