

# **Free Questions for UiPath-ARDv1**

**Shared by Austin on 04-10-2024**

**For More Free Questions and Preparation Resources**

**Check the Links on Last Page**

# Question 1

---

**Question Type:** MultipleChoice

---

A developer uses a State Machine for his process automation project. The developer wants to define conditions under which the automation project can pass from one State to another. What is the possible way to do so?

## Options:

---

- A- Drag Transition activity from the Activities Panel to define the condition.
- B- Drag If activity from the Activities Panel to define the condition.
- C- Drag Flowchart Decision activity from the Activities Panel to define the condition.
- D- Connect states to generate a transition and define the condition in it.

## Answer:

---

D

## Explanation:

---

The Transition activity cannot be dragged from the Activities Panel, like a conventional activity. It is generated when you link a State to another State or to a Final State, within a State Machine container. This activity helps you input conditions under which the automation project can pass from one State to another.

UiPath Documentation

Exam Topic: Describe how to use state machines versus flowcharts and sequences

Bottom of Form

Top of Form

## Question 2

---

**Question Type:** MultipleChoice

---

What is the valid value for the priority when using Bulk Add Queue Items activity?

**Options:**

---

**A-** Top

**B-** Important

**C-** Standard

**D-** 2

**Answer:**

---

D

**Explanation:**

---

Bulk Add Queue Items activity adds a collection of items from a specified DataTable to a specified queue in Orchestrator. Once added to the queue, the items' statuses are changed to New. Priority column must be populated with one of the following values:

- Low or 1

- Normal or 2

- High or 3

UiPath Documentation

Exam Topic: Describe the differences between Dispatcher and Performer, how the Dispatcher is used to upload transaction items, and how the Performer is used to consume the queues and process the transactions

Bottom of Form

Top of Form

## Question 3

---

**Question Type:** MultipleChoice

---

A developer is working with a legacy system using UiExplorer. Unfortunately, UiExplorer does not recognize the required selectors. What UI Framework is recommended for the developer to choose in such a situation?

### Options:

---

- A- Active Accessibility
- B- Default
- C- UI Automation
- D- Visual UI

### Answer:

---

A

### Explanation:

---

In UiExplorer, you can choose one of three UI Frameworks to change the technology used to determine UI elements and their selectors. The following options are available:

-Default-- UiPath proprietary method. Usually works fine with all types of user interfaces.

- Active Accessibility -- an earlier solution from Microsoft for making apps accessible. It is recommended that you use this option with legacy software when the Default one does not work.

-UI Automation-- the improved accessibility model from Microsoft. It is recommended that you use this option with newer apps when the Default one does not work.

UiPath Documentation

Exam Topic: Describe how Tags and Attributes, Dynamic Selectors, Anchor Base, etc. are used in UI Explorer to create a robust selector in the Default, Active Accessibility, or UI Automation frameworks

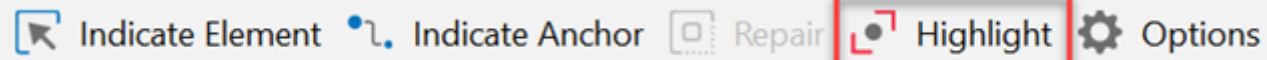
## Question 4

---

**Question Type: MultipleChoice**

---

A developer is using UiExplorer to modify selectors. The "Highlight" button is present in UiExplorer. What is its functionality and when does this button appear?



### Options:

---

- A-** Highlights the selected element from the Visual Tree in real time. The highlight stays on for 3 seconds.
- B-** Brings the target element in the foreground. The button is enabled only if the selector is valid.
- C-** Highlights the selected element from the Visual Tree in real time. The highlight stays on until it's switched off.
- D-** Brings the target element in the foreground. The button is enabled only if the selector is invalid.

### Answer:

---

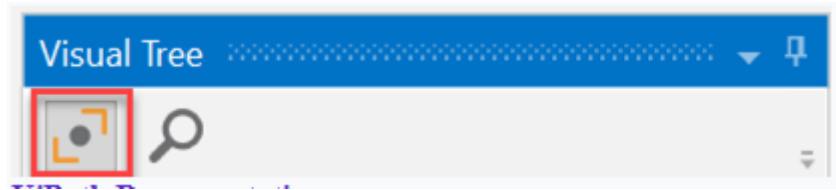
B

### Explanation:

---

The general Highlight button in UiExplorer brings the target element in the foreground. The highlight stays on until it's switched off. The button is enabled only if the selector is invalid.

Highlight button in Visual Tree panel highlights the selected element from the Visual Tree in real time. The highlight stays on until it's switched off.



Exam Topic: Describe how Tags and Attributes, Dynamic Selectors, Anchor Base, etc. are used in UI Explorer to create a robust selector in the Default, Active Accessibility, or UI Automation frameworks

## Question 5

---

**Question Type:** MultipleChoice

---

A developer implements a state machine for his automation solution. What happens if a condition both for T1 and T2 is True?

### Options:

---

- A- Default transition is executed.
- B- T1 transition is executed.
- C- Both T1 and T2 are executed.



**D-** An error is thrown.

**Answer:**

---

B

**Explanation:**

---

If conditions of multiple transitions are met, the first in order is executed. In this case, the T1 transition is executed.

UiPath Forum

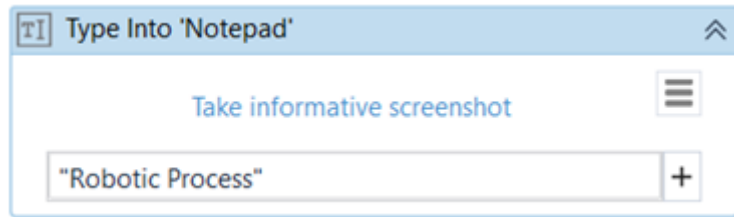
## Question 6

---

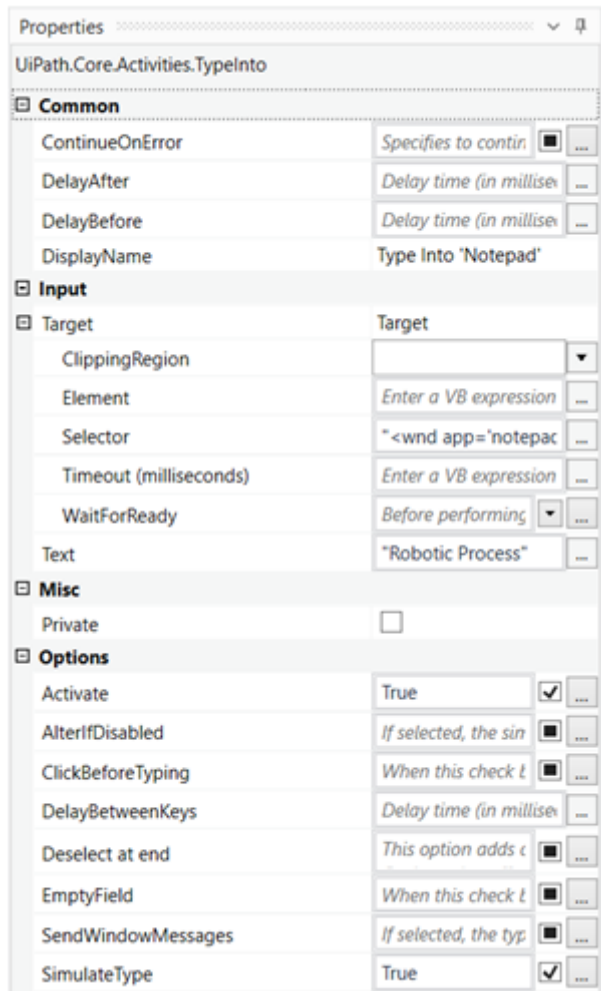
**Question Type:** MultipleChoice

---

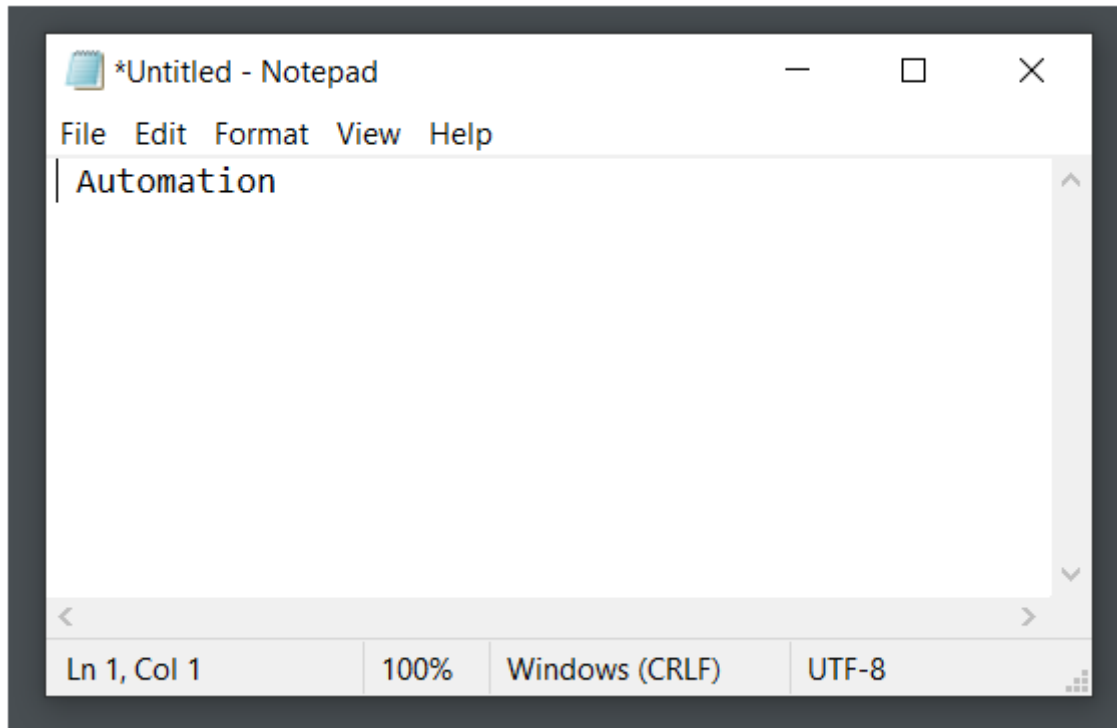
A developer executes the following Type Into activity to enter some text into a Notepad. What will be written in the Notepad once the activity is executed?



Please find below the properties of the Type Into activity



Please find below the running Notepad



### Options:

---

- A- Robotic Automation Process
- B- 'RoboticProcess Automation'
- C- Automation Robotic Process
- D- Robotic Process

## Answer:

---

D

## Explanation:

---

When the Empty Field check box is selected, all previously-existing content in the UI element is erased before writing your text. In this case, the Empty Field is not checked, however, the Simulate Type property is set to True.

When using Simulate Type, the field is automatically emptied, even if the Empty Field is set to False.

Capability Method	Compatibility	Background Execution	Speed	Hotkey Support	Auto Empty Field
Default	100%	no	50%	yes	no
SendWindowMessages	80%	yes	50%	yes	no
Simulate Type/Click	99% - web apps 60% - desktop apps	yes	100%	no	yes

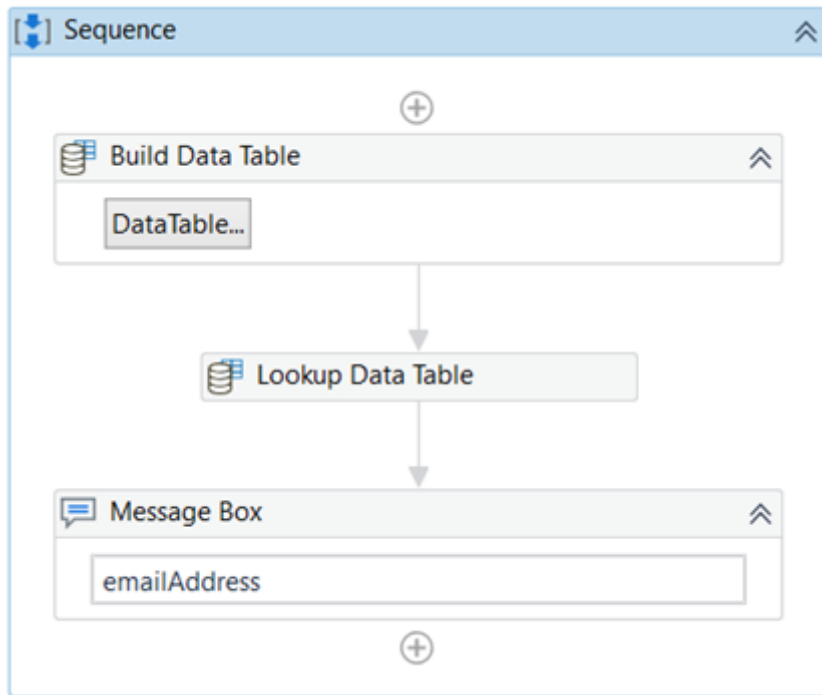
## Question 7

---

### Question Type: MultipleChoice

---

A developer uses a Lookup Data Table activity to return an email address of a person. What will be the result of the execution of the following sequence?



Please find the Build Data Table activity below

Build Data Table

	First Name (String)	Last Name (String)	Email Address (String)
+			
×	Jaimie	Tander	ja.tander@gmail.com
×	Adelina	Joe	ajoe@gmail.com
×	Allyson	Greson	all.greson@gmail.com
×	Ramie	Besson	ramiebess@gmail.com
×	Melody	Joe	melody_joe@gmail.com
×	Otto	Mariotte	otto.mar@gmail.com
×	Joe	Dewan	joedewan@gmail.com
×			

OK Cancel

Please find the properties of Lookup Data Table activity below

Properties ▼ 📌

UiPath.Core.Activities.LookupDataTable

---

[-] **Common**

DisplayName	Lookup Data Table
-------------	-------------------

[-] **Input**

DataTable	contactsDataTable	...
LookupValue	"Joe"	...

[-] **Lookup Column**

Column	<i>The variable containing the c</i>	...
ColumnIndex	1	...
ColumnName	<i>The name of the column you</i>	...

[-] **Misc**

Private	<input type="checkbox"/>
---------	--------------------------

[-] **Output**

CellValue	emailAddress	...
RowIndex	<i>The Row index of the found c</i>	...

[-] **Target Column**

Column	<i>Returns the value of the cell j</i>	...
ColumnIndex	<i>Returns the value of the cell j</i>	...
ColumnName	"Email Address"	...



### Options:

---

- A- melody\_joe@gmail.com
- B- ajoe@gmail.com
- C- joedewan@gmail.com
- D- An error will be thrown.

### Answer:

---

B

### Explanation:

---

Data Table is zero-based, so ColumnIndex 1 is actually the second column of the data table, 'Last Name' column.

Lookup Data Table activity returns the first result of the search, so as there are 2 rows with Last Name equal to 'Joe', the value from the first found row will be returned - ajoe@gmail.com.

UiPath Documentation

Exam Topic: Describe how to work with complex data structures and data manipulation; for example, datatables and collections

**To Get Premium Files for UiPath-ARDv1 Visit**

**<https://www.p2pexams.com/products/ui-path-ardv1>**

**For More Free Questions Visit**

**<https://www.p2pexams.com/ui-path/pdf/ui-path-ardv1>**

